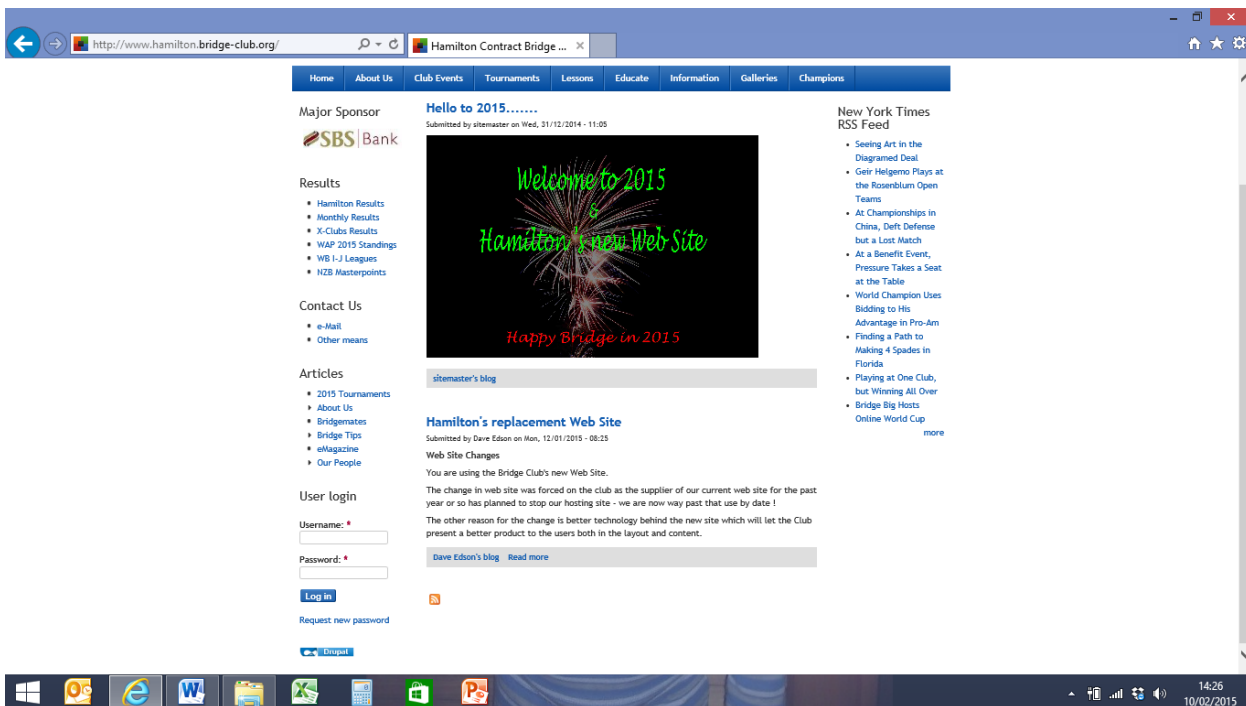


FINDING THE RESULTS

1) Go to <http://www.hamilton.bridge-club.org/> so you see this page:



2) You will see on the left a menu called **Results**. The first three items are what you will use to see how you did on a club night.

Results

- [Hamilton Results](#) ←
- [Monthly Results](#) ←
- [X-Clubs Results](#) ←
- [WAP 2015 Standings](#)
- [WB I-J Leagues](#)
- [NZB Masterpoints](#)

3) The first option, **Hamilton Results**, will give you a list of current events in progress



If you know the name of the event you want to look at then simply click on the Session you wish to view and you can also look at the Ladder to see how you are getting on overall.

4) The second option, **Monthly Results**, opens up a calendar:

January 2015		February 2015				
26-Jan-2015	27-Jan-2015 Tuesday Evening Opening Pairs S1 Tuesday Summer Pairs S1	28-Jan-2015 Wednesday Summer Pairs S1	29-Jan-2015 Thursday Summer Pairs S1	30-Jan-2015 First Friday Summer Pairs S1	31-Jan-2015	01-Feb-2015
02-Feb-2015 Monday Summer Pairs S1	03-Feb-2015 Tuesday Evening Opening Pairs Ladder S2 Tuesday Summer Pairs Ladder S2	04-Feb-2015 Wednesday Summer Pairs Ladder S2	05-Feb-2015 Thursday Summer Pairs Ladder S2	06-Feb-2015 First Friday Summer Pairs Ladder S2	07-Feb-2015	08-Feb-2015
09-Feb-2015 Monday Summer Pairs Ladder S2	10-Feb-2015	11-Feb-2015	12-Feb-2015	13-Feb-2015	14-Feb-2015	15-Feb-2015
16-Feb-2015	17-Feb-2015	18-Feb-2015	19-Feb-2015	20-Feb-2015	21-Feb-2015	22-Feb-2015
23-Feb-2015	24-Feb-2015	25-Feb-2015	26-Feb-2015	27-Feb-2015	28-Feb-2015	01-Mar-2015

From here you can go to the date of the session and click on it. You can also click on the ladder. If you just want to look at your result from today or yesterday this is an easy way to find it.

- 5) You can also click on **X-Clubs Results**. This opens up the Compassmate website and from there you can click on **section Hamilton** to see your score now that the boards have been scored against all the other clubs. Clicking on **overall** gives you a complete list of all the pairs who played those boards and where you sit. To make it quick to find yourself hit **ctrl F** on your computer and type your last name into the "Find" box that appears and it will automatically take you to that line (which is hopefully closer to the top than the bottom!)
- 6) Clicking on **Ladder** gives you a progress report on the competition. Note that the Handicap result is displayed first, and you will need to scroll down to see the raw result.

Next – Analysing the Results.

ANALYSING THE RESULTS

- 1) Let's say you have clicked on the session you want to view. Once you have the result screen it will look a bit like this:

[Hand record](#)
[PBN](#)
[Deep Finesse](#)
[Help](#)



North-South Field

Rank	Pair	Name	Matchpts	%	Masterpts
1	4	Cynthia Clayton & Ian Clayton	330	62.50	40
2	12	Nick Yeoman & Mark Thomson	313	59.26	30
3	3	Sonya Roberts & Peter Kington	275	52.08	20
4	7	Eileen Brunt & Phil Thompson	274	51.89	10
5	6	Liz Fisher & Blair Fisher	266	50.38	
6	5	Anne Archbold & Patty Joy Heath	259	49.05	
6	9	Val West & Colleen De Luen	259	49.05	
8	8	Nolene Vail & Merle Jonson	257	48.67	
9	10	Paul Stevens & Chris Jones	246	46.59	
9	11	Mark Hodges & Eddie Tan	246	46.59	
11	1	Joan Egger & Adele Schofield	232	43.94	
12	2	Anne McCarthy & Kevin McCarthy	211	39.96	

East-West Field

Rank	Pair	Name	Matchpts	%	Masterpts
1	7	Jeffrey Chang & Yuzhong Chen	327	61.93	40
2	1	Ed Roggeveen & Karen Thomson	300	56.82	30
3	12	Ron Henzell & Bea Hoyens	281	53.22	20
4	2	Margaret Boyd & Tom Scott	278	52.65	10
5	4	Tracey Hoff & Wendy Mortimer	274	51.89	
6	9	Trevor Stephenson & Bob Forsyth	268	50.76	
6	11	Pamela Tait & Margaret Riley	268	50.76	
8	3	Elaine Rayner & David Edson	263	49.81	
9	5	Pam Burns & Jan Hancox	249	47.16	
10	6	Robert Rowe & Mary Fear	231	43.75	
11	10	Richard Loughnan & Patricia Thomson	227	42.99	
12	8	Jacqui Mackenzie & Marz Sutherland	202	38.26	

NOTE:

If you click on the pair name, you will get the page with the details of how the pair scored on each board played

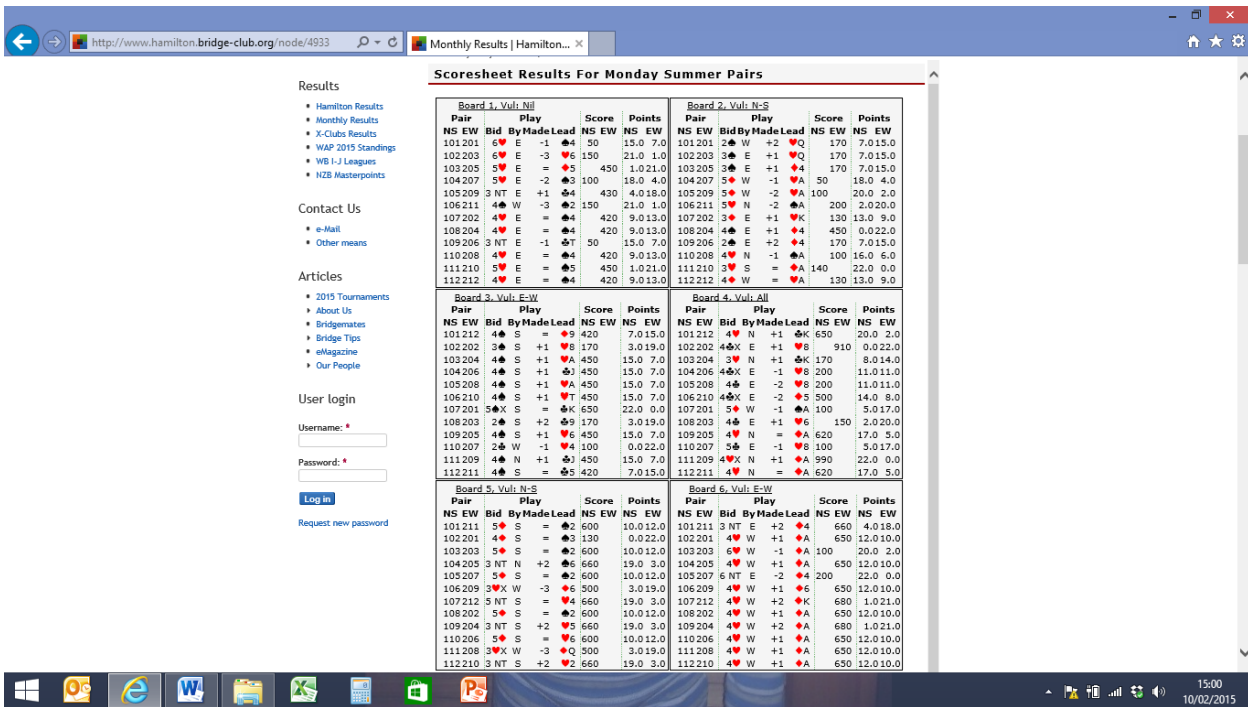
Overall results per board:

[1-6](#)
[7-12](#)
[13-18](#)
[19-24](#)
[All](#)



The Gross Results are on top, the Handicap results will below as you scroll down.

- 2) If you want to look at the hand records for each board (just like the hard copies that get handed out at the end of play) you simply click on **Hand Record** and it will appear. However you may be more interested in seeing the "travellers" for each board. You can click on a 6 board block or on All to display these.



These tell you the contract, the result, and the lead as inputted on the BridgeMates. It also shows the score and the Match Points earned.

- 3) A neat feature of this program is that you can have a look at how you (and others) did on each board. Click on a pair name on the results screen and you get an analysis of how you did on each board:

Board	NS	EW	MP	%	Contr	By	Made	Lead
<u>1</u>	50	7.0	32%	6♥	E	-1	♠4	
<u>2</u>	170	15.0	68%	2♠	W	+2	♥Q	
<u>3</u>	650	0.0	0%	5♠X	S	=	♣K	
<u>4</u>	100	17.0	77%	5♦	W	-1	♠A	
<u>5</u>	130	22.0	100%	4♦	S	=	♠3	
<u>6</u>	650	10.0	45%	4♥	W	+1	♦A	
<u>7</u>	170	21.0	95%	3♥	E	+1	♣5	
<u>8</u>	50	6.0	27%	3♠	W	-1	♥A	
<u>9</u>	90	17.0	77%	1♣	E	+1	♥2	
<u>10</u>	600	15.0	68%	5♦	E	=	♣A	
<u>11</u>	300	22.0	100%	4♦X	N	-2	♣9	
<u>12</u>	100	14.0	64%	4♦	E	-2	♥A	
<u>13</u>	200	5.0	23%	4♠	E	-2		
<u>14</u>	50	3.0	14%	4♠	W	-1		
<u>15</u>	100	4.0	18%	5♣X	W	-1		
<u>16</u>	2220	22.0	100%	7 NT	W	=		
<u>17</u>	50	14.0	64%	4♥	E	-1		
<u>18</u>	200	18.0	82%	2 NT	N	-2		
<u>19</u>	420	16.0	73%	4♥	S	=		
<u>20</u>	300	12.0	55%	1♣	N	-3		
<u>21</u>	50	8.0	36%	3♠	E	-1		
<u>22</u>	640	16.0	73%	5♦	W	+2		
<u>23</u>	500	6.0	27%	6♦X	N	-2		
<u>24</u>	120	10.0	45%	2 NT	N	=		

As you can see it is colour coded and there are some symbols alerting you to the boards you performed really well or really poorly on. Now let's say I want to know why I got zero matchpoints for board 3, I can click on the 3 and up comes:

Your score -650
 Earning you 0 matchpoints (0%)
 Opponents Eileen Brunt and Phil Thompson
 Who finished in position 4, with 51.89%

Other results on this board

Bringing mouse pointer over a pair number will show player names in highlight. Your pair number has yellow background.


NS	Pair	EW	pair	NS	EW	NS	MPEW	MP	Contr	By	Made	Lead
7	1	650	22.0	0.0	5♠X	S	=	♣K				
3	4	450	15.0	7.0	4♠	S	+1	♥A				
4	6	450	15.0	7.0	4♠	S	+1	♣J				
5	8	450	15.0	7.0	4♠	S	+1	♥A				
6	10	450	15.0	7.0	4♠	S	+1	♥T				
9	5	450	15.0	7.0	4♠	S	+1	♥6				
11	9	450	15.0	7.0	4♠	N	+1	♣J				
1	12	420	7.0	15.0	4♠	S	=	♦9				
12	11	420	7.0	15.0	4♠	S	=	♣5				
2	2	170	3.0	19.0	3♠	S	+1	♥8				
8	3	170	3.0	19.0	2♠	S	+2	♣9				
10	7	100	0.0	22.0	2♣	W	-1	♥4				

Hand record

Board 3
 Dir: S
 Vul: E-W

♠A73
 ♥K9542
 ♦KJT
 ♣A5

♠Q9
 ♥AQT8
 ♦952
 ♣KJT9



♠2
 ♥J763
 ♦AQ4
 ♣87643

15
 12 7
 6

♠KJT8654 N: 2♦4♠2NT
 ♥8763 S: 3♦4♠2NT
 ♦8763 E: 2♣2♥
 ♣Q2 W: 2♣2♥

Result stats



CLOSE X

As you can see you get a full list of the results as well as the hand record with possible contracts for this board. In this case I can see the double was theoretically correct but the defensive play let it down, turning what should have been a 100% board into a 0% board (bugger...)